

Partner:
Automation
Model:

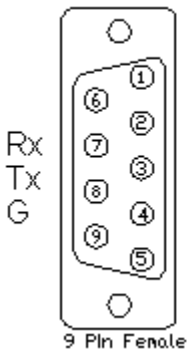
Cool
CM5




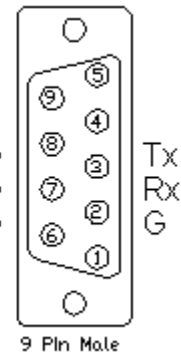
GENERAL INFORMATION

SIMPLWINDOWS NAME:	CoolAutomation CoolMaster NET Thermostat Control v1.0.umc
CATEGORY:	HVAC
VERSION:	1
SUMMARY:	
GENERAL NOTES:	Suits generation 2 and 3 Crestron controllers
CRESTRON HARDWARE REQUIRED:	C2I-COM, ST-COM, C2-COM-* or CNX-COM2, any Crestron controller with 2-way RS232 port or LAN
SETUP OF CRESTRON HARDWARE:	RS232 Baud:9600 Parity: None Data Bits: 8 Stop Bits: 1 LAN: TCP/IP Client (default port is 10102)
VENDOR FIRMWARE:	0.0.7
VENDOR SETUP:	
CABLE DIAGRAM:	

Rear View of Connector



Rear View of Connector



Partner:
Automation
Model:

Cool
CM5



CONTROL:

Unit_ON_Press	D	Pulse to turn the unit ON.
Unit_OFF_Press	D	Pulse to turn the unit OFF.
Unit_Power_Toggle_Press	D	Pulse to toggle between the ON and OFF states of the unit.
Unit_Cool_Press	D	Pulse to set operation mode to Cool.
Unit_Heat_Press	D	Pulse to set operation mode to Heat.
Unit_Dry_Press	D	Pulse to set operation mode to Dry.
Unit_Fan_Press	D	Pulse to set operation mode to Fan.
Unit_Auto_Press	D	Pulse to set operation mode to Auto.
Unit_FanLow_Press	D	Pulse to set fan speed to Low.
Unit_FanMed_Press	D	Pulse to set fan speed to Medium.
Unit_FanHigh_Press	D	Pulse to set fan speed to High.
Unit_FanTop_Press	D	Pulse to set fan speed to Top.
Unit_FanAuto_Press	D	Pulse to set fan speed to Auto.
Unit_TempUP_Press	D	Pulse to increase setpoint temperature by 1 degree.
Unit_TempDown_Press	D	Pulse to decrease setpoint temperature by 1 degree.
Unit_SetTemp_Analog_Input	A	Change to set setpoint temperature.
Unit_Swing_Auto_Press	D	Pulse to set swing mode to Auto.
Unit_Swing_Horizontal_Press	D	Pulse to set swing mode to Horizontal.
Unit_Swing_30_Degrees_Press	D	Pulse to set swing mode to 30 degrees.
Unit_Swing_45_Degrees_Press	D	Pulse to set swing mode to 45 degrees.
Unit_Swing_60_Degrees_Press	D	Pulse to set swing mode to 60 degrees.
Unit_Swing_Vertical_Press	D	Pulse to set swing mode to Vertical.
Unit_Filt_Press	D	Pulse to indicate that the filter have been cleaned or replaced.

Partner:
Automation
Model:

Cool
CM5



CONTROL:

Celsius/Fahrenheit_Status	D	Latch high to indicate that the system is working with Fahrenheit degrees. That should be routed to the Celsius/Fahrenheit_fbck at the core module. It is very important since the string format differs depending on the mode.
toModules	S	Serial data signal to be routed from a Core Module.

PARAMETERS:

Line Number	S	The Line Number. Legal values are: L1, L2, L4, L5, L6, L7,L8
Device Address	S	The unit address.

FEEDBACK:

Unit_ON_fbck	D	Latches high to indicate that the unit is ON.
Unit_OFF_fbck	D	Latches high to indicate that the unit is OFF.
Unit_Cool_fbck	D	Latches high to indicate that the unit's operation mode is COOL.
Unit_Heat_fbck	D	Latches high to indicate that the unit's operation mode is HEAT.
Unit_Dry_fbck	D	Latches high to indicate that the unit's operation mode is DRY.
Unit_Fan_fbck	D	Latches high to indicate that the unit's operation mode is FAN.
Unit_Auto_fbck	D	Latches high to indicate that the unit's operation mode is AUTO.
Unit_FanLow_fbck	D	Latches high to indicate that the unit's fan speed is LOW.
Unit_FanMed_fbck	D	Latches high to indicate that the unit's fan speed is MEDIUM.
Unit_FanHigh_fbck	D	Latches high to indicate that the unit's fan speed is HIGH.
Unit_FanTop_fbck	D	Latches high to indicate that the unit's fan speed is TOP.
Unit_FanAuto_fbck	D	Latches high to indicate that the unit's fan speed is AUTO.
Unit_SetTemp_Analog_Output	A	Analog value of the setpoint temperature.
Unit_AMBTemp_Analog_Output	A	Analog value of the ambient temperature.

Partner:
Automation
Model:

Cool
CM5



FEEDBACK:

Unit_SetTemp_txt	S	Serial string representing the setpoint temperature.
Unit_AMBTemp_txt	S	Serial string representing the ambient temperature.
Unit_Swing_Auto_fbck	D	Latches high to indicate that the unit's swing mode is AUTO.
Unit_Swing_Horizontal_fbck	D	Latches high to indicate that the unit's swing mode is HORIZONTAL.
Unit_Swing_30_Degrees_fbck	D	Latches high to indicate that the unit's swing mode is 30 degrees.
Unit_Swing_45_Degrees_fbck	D	Latches high to indicate that the unit's swing mode is 45 degrees.
Unit_Swing_60_Degrees_fbck	D	Latches high to indicate that the unit's swing mode is 60 degrees.
Unit_Swing_Vertical_fbck	D	Latches high to indicate that the unit's swing mode is VERTICAL.
Unit_FiltSign_is_ON_fbck	D	Latches high to indicate that the filter sign is shown. That means that the filter of the unit should be cleaned or replaced.
Unit_Error_Number	S	In case of an error displays the error number as sent from the manufacturer.
fromModules	S	Serial data signal to be routed to core module.

TESTING:

OPS USED FOR TESTING:	
SIMPL WINDOWS USED FOR TESTING:	4.02.52
DEVICE DB USED FOR TESTING:	58.05.002.00
CRES DB USED FOR TESTING:	47.00.003.00
SYMBOL LIBRARY USED FOR TESTING:	901
SAMPLE PROGRAM:	CoolAutomation CoolMaster NET v1.0 Demo MC3
REVISION HISTORY:	v1.0 – Initial Release

Partner:
Automation
Model:
_ _ _

Cool
CM5
_ _ _ _ _

